


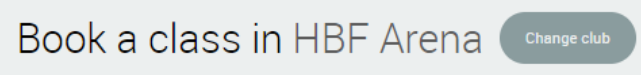
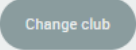
Gym

Book a Group Fitness Class


1. Log into the Member Portal using your email address and password.

2. Click the  button.

3. Select the  button underneath the top menu.

4. Make sure you have HBF Arena selected as the club, use the Change club button to select HBF Arena.  

5. Choose your desired day from the timetable.

6. Click the  button next to your desired class.
Note: You can book up to 48 hours in advance.

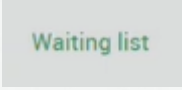
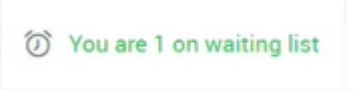
7. You're all set!

8. Make sure you click  at the top right of the screen.





Waitlist

- If a class is full, then at step 6 click  next to your desired class.
- The waitlisted class will be added to your My Bookings tab.
- Your place on the waitlist will be displayed next to the booking. 
- You will be notified by email if you move off the waiting list and secure a spot in the class.

View bookings and cancel a class

You can view your upcoming bookings and cancel a class by clicking



in the top menu.

Arriving for your class

When you arrive at HBF Arena, print a ticket from the kiosk and proceed to scan your membership card at the main reception desk before your class.

